



Webelos Activity Pin Requirements

 **Aquanaut**
Date Awarded _____

(Physical Skills Group)

Do these:

1. Jump into water over your head. Level off and swim 100 feet, half of this using the elementary backstroke.....
 2. Right after the swim, stay in the water and float on your back in a resting position with as little motion as possible for one minute.
- and do three of these:
3. Do a surface dive and swim under water for two strokes before coming up.....
 4. Swim on the surface for 50 feet, properly using a mask, fins and snorkel.
 5. Demonstrate three basic water rescue methods. Show reaching and throwing, and describe going with support
 6. Know the rules of small-boat safety. Show that you know how to handle a rowboat.
 7. While a Webelos Scout, earn the Cub Scout Sports belt loop for Swimming.....


 **Athlete**
Date Awarded _____
 (Physical Skills Group)

Do these:

1. Explain what it means to be physically healthy.
 2. While a Webelos Scout, earn the Cub Scout sports pin* for Physical Fitness.
- And do five of these:
3. Lie on your back. Hook your feet on to something heavy or have another person hold your feet to the floor. Do 30 bent-knee situps. .
 4. Do two pullups on a bar.
 5. Do eight pushups from the ground or floor.
 6. Do a standing long jump of at least five feet.
 7. Do a vertical jump and reach of at least 9 in.
 8. Do a 50-yard dash in 8.2 seconds or less.
 9. Do a 600-yd. run (walk) in 2 min. 45 sec. or less.

***Physical Fitness Sports Pin Requirements:**


Participate in 60 30-minute periods of fitness activities within a 90-day period. A Cub Scout earns one point for each 30-minute period of exercise, practice or training. He may earn up to five "points" in one day. The Cub Scout may select his own activities or exercises and must record the date, points earned and teammate

 **Fitness**
Date Awarded _____

(Physical Skills Group) REQUIRED FOR WEBELOS BADGE

Do both of these:

1. With a parent or other adult family member, complete the exercises in the pamphlet "How to Protect your Child from Child Abuse" found in the front of [the Webelos book]
 2. Choose six exercises that will keep different parts of your body fit. Record your best in each of them. Show improvement in each after practicing them regularly for 30 days.....
- And do three of these:
3. Tell an adult member of your family five bad effects smoking or chewing tobacco would have on your body.....
 4. Tell an adult member of your family what drugs could do to your body and how they would affect your ability to think clearly.
 5. Tell an adult member of your family what a balanced diet is and whether or not your diet is balanced.
 6. Tell an adult member of your family four reasons why you should not use alcohol and how it could affect you.


 **Sportsman**
Date Awarded _____

(Physical Skills Group)

Do these:

1. Show the signals used by officials in one of the following sports: football, basketball, baseball, soccer, hockey.....
2. Explain what good sportsmanship means.
3. While a Webelos Scout, earn Cub Scout sports belt loops for two individual sports
 - archery
 - badminton
 - bicycling
 - bowling
 - fishing
 - golf
 - gymnastics
 - marbles
 - physical fitness.....
 - skating.....
 - skiing.....
 - swimming
 - table tennis.....
 - tennis.....
4. While a Webelos Scout, earn Cub Scout sports belt loops for two team sports:
 - baseball.....
 - basketball
 - soccer
 - softball.....
 - volleyball.....
 - ultimate.....

To earn the belt loops, the Cub Scout must do his best to learn about the things in the Cub Scouts Sports book on that subject AND use the physical techniques in practice or play in his den, pack or in his community or as an individual Cub Scout working with an adult

 **Artist**.....
Date Awarded _____

(Mental Skills Group)--one required for AOL

DO FIVE OF THESE:

1. Draw or paint an original picture. Use watercolors, crayons, or acrylic paints. Frame it for your room or home.
2. List the primary and secondary colors. Tell how to combine colors. .
3. Make six designs using straight lines, curved lines, or both.
4. Make a profile of a member of your family.
5. Use plastic or clay and sculpture a simple object.
6. Make a mobile.
7. Make a construction. Use your choice of materials. Examples are dowels, screen wire, cellophane, and string.



Scholar

Date Awarded: _____

Mental Skills Group: (one required for AOL)

DO THESE:

1. Have a good record in attendance, behavior, and grades in school.
2. Take an active part in a school activity or service.
3. Discuss with your teacher or principal the value of having an education.
4. List in writing some important things you can do now because you are going to school.

AND DO THREE OF THESE:

5. Trace back through history the different kinds of schools. Tell how our present public school system grew out of these early schools. ...
6. Make a chart showing how your school system is run.
7. Ask your parents and five other grown-ups these questions:
 - a. What do you think are the best things about my school?
 - b. What are its main problems?
 What do you think were the best answers? Why?
8. List and explain some of the full-time positions in the education field.
9. Help another student with schoolwork. Tell what you did to help.



Showman

Date Awarded: _____

Mental Skills Group: (one required for AOL)

Do the requirements for only ONE of the following:

PUPPETRY, MUSIC, OR DRAMA

PUPPETRY REQUIREMENTS

DO FOUR OF THESE:

1. Write a puppet play about one of your Webelos den activities.
2. Make a set of fist puppets or marionettes for the play you have written.
3. Build a simple stage for fist puppets, shadow puppets, or marionettes.
4. Alone or with the help of others, put on a show for your den or pack.
5. Make a set of paper bag puppets for a barbershop quartet. With the help of three others, harmonize.
6. There are fist, shadow, and finger puppets. There are paper bag puppets, stick puppets, and marionettes. Show their differences using ones you have made.

MUSIC REQUIREMENTS

DO FOUR OF THESE:

1. Play four tunes on any band or orchestra instrument. Read these from music.
2. Sing two songs alone or with a group.
3. Make a collection of three or more records. Tell what you like about each one.
4. Tell what folk music is. Hum, sing, or play a folk tune on a musical instrument.
5. Name three American composers. Name the most famous work of each.
6. Draw a staff. Draw on it a clef, sharp, flat, natural, note, and rest. Tell what each is used for.
7. Show by beating or playing the difference between 2/4, 3/4, and 4/4 Time.

DRAMA REQUIREMENTS

DO FOUR OF THESE:

1. Give a monologue on a patriotic, humorous, or holiday subject.
2. Attend a play. Describe the story. Tell what you liked about it.
3. Read a play. Make a model stage setting for one of the acts.
4. Write, put on, and take part in a one-act play.
5. Make a list of stage directions. Tell what they mean.
6. Describe a theater-in-the-round. What are its good and bad points?
7. Tell the difference between an opera and a light opera. Tell how a musical and a dramatic play are different.
8. Read a story about Shakespeare. Draw a picture of his theater.



Traveler

Date Awarded: _____

Mental Skills Group: (one required for AOL)

DO FIVE OF THESE:

1. Get a map or timetable from a railroad, bus line, or airline. The line should serve the place where you live. Look up some places it goes.
2. Use timetables to plan a trip from your home to a city in another state by railroad, bus, or airline.
3. Find out what it costs per mile to travel by bus, railroad, or plane.
4. With your parents or guardian, take a trip to someplace that interests you. Go by bus, boat, train, or plane.
5. List four nearby trips you would like to take with your parent or guardian. Lay out the trips on a highway map. Using the map, act as navigator on one of these trips. It should be at least 25 miles long and have six or more turns.
6. Pack a suitcase for a trip.
7. Check the first aid kit in the family car.



Citizen

Date Awarded: _____

(Community Group)

REQUIRED FOR ARROW OF LIGHT

DO ALL OF THESE:

1. Know the names of the President and Vice-President of the United States. Know the names of the Governor of your state and the head of your local government.
2. Describe the flag of the United States and give a short history of it. With another Webelos Scout helping you, show how to hoist and lower the flag, how to hang it horizontally and vertically on a wall, and how to fold it.
3. Explain why you should respect your country's flag. Tell what special days you should fly it in your state. Tell when to salute the flag and show how to do it.
4. Know the Pledge of Allegiance and repeat it from memory. Explain its meaning in your own words. Lead your Webelos den in reciting the pledge.
5. Tell about the meaning of our National Anthem and how it was written.
6. Explain the rights and duties of a citizen of the United States. Explain what a citizen should do to save our resources.

AND DO TWO OF THESE:

7. Tell about two things you have done that will help law enforcement agencies.
8. Visit a community leader. Learn about the duties of the job or office. Tell the members of your Webelos den what you have learned.
9. Write a short story of not less than 50 words about a former U.S. president or some other great American. Give a report on this to your Webelos den.
10. Tell about another boy you think is a good citizen. Tell what he does that makes you think he is a good citizen.
11. List the names of five people you think are good citizens. They can be from any country. Tell why you chose each of them.
12. Tell why we have laws. Tell why you think it is important to obey the law. Tell about three laws you obeyed this week.
13. Tell why we have a government. Explain some ways your family helps pay for government.
14. List six ways in which your country helps or works with other nations.
15. Name three organizations, not churches or synagogues, in your area that help people. Tell something about what one of these organizations does.
16. Alone or with your Webelos den, do a special Good Turn. Help your church or synagogue, school, neighborhood, or town. Tell what you did.



Communicator
Date Awarded: _____
 (Community Group)

DO FOUR OF THESE:

1. Play the Body Language Game with your den.
2. Tell your den about something you have done and answer their questions about it.
3. Invent and use a sign language or picture writing to tell someone a story.
4. With your den, use a signal code to send a message of a few words.
5. Tell how to use a telephone or Citizens Band (CB) radio properly.
6. Invent your own secret code and send one of your den members a secret message.
7. With one of your den members, tell a story two different ways. Let the rest of the den try to find out which version is true by asking questions.

AND DO TWO OF THESE:

8. With your den, visit a library and talk to a librarian. Learn how books are indexed to make them easy to find.
9. Visit the newsroom of a newspaper or radio or television station and find out how they receive information.
10. Invite a blind, deaf, or mute person to visit your den. Ask them about special problems they have in communicating. See how well you can communicate with them.
11. Use a personal computer or terminal to access a computer database. Talk about what you discover.



Family Member
Date Awarded: _____
 (Community Group)

DO ALL OF THESE:

1. Tell what is meant by family, duty to family, and family meetings.
2. Make a chart showing the jobs you and other family members have at home. Talk with your family about other jobs you may take on for the next 2 months.
3. Inspect your home and grounds, and make a list of hazards or lack of security that you find. Correct one problem that you found and tell what you did.
4. Make a list of some things for which your family spends money. Tell how you can help your family save money.
5. Explain why garbage and trash must be disposed of properly.

AND DO TWO OF THESE:

6. Develop a family energy-savings plan. Tell the things you did to carry it out.
7. Tell what your family does for fun. Make a list of fun things your family might do for little cost. Do one of them with a member of your family.
8. Learn how to clean your home properly. Help do it for 1 month.
9. Show that you know how to look after your clothes. Help with at least two family washes.
10. Help plan the meals for your family for at least 1 week. Help buy the food. Prepare at least three meals for your family.
11. Take part in at least four family meetings. Show Cub Scout spirit by doing your best to play your part in the decisions that are made.



Readyman
Date Awarded: _____
 (Community Group)

REQUIRED FOR ARROW OF LIGHT

DO THESE:

1. Explain what first aid is. Tell what you should do in case of an accident.
2. Explain how you can get help quickly for these problems: Medical, Police, Fire, Utilities (electricity, gas, etc.) Post a list of these directions in your home.
3. Show what to do for "hurry cases" of: Serious Bleeding Stopped breathing (show rescue breathing) Internal poisoning Heart attack...
4. Show how to treat shock.
5. Show first aid for the following: Cuts and scratches, Burns and scalds, Choking.....

6. Tell what steps must be taken for a safe swim with your Webelos den, pack, family, or other group. Explain the reasons for the buddy system.

AND DO TWO OF THESE:

7. Explain six rules of safety you should follow when driving a bicycle.
8. Plan a home fire escape plan for your family.
9. Explain how to use each item in a first aid kit for a home or car.
10. Tell where accidents are most likely to happen inside and around your home.
11. Explain six rules of safety you should remember when riding in a car.
12. Attend a first aid demonstration at a Boy Scout troop meeting, a Red Cross center, or other place.



Craftsman.....
Date Awarded: _____
 Technology Group (one required for AOL)

1. Using hand tools, make two objects to use in the home.
2. Cut out four different things from wood, such as the items listed below. Use a coping saw or jigsaw for at least two of these projects. Put them together with glue, nails, or screws, and paint or stain them. (Book rack, Napkin holder, Shelf Animal cutouts, Bulletin board, Garden tool rack, Weather vane, Lid holder, Tie rack, Mailbox, Letter holder, Birdhouse, Notepad holder, Desk nameplate, Toolbox, Letter/Bill/Pencil holder, Towel rack, Recipe holder, Bread box, Lamp stand, Key rack, Kitchen knife rack, Measuring cup rack, Kitchen utensil rack, Measuring spoon rack) Or do any similar projects that you and your Webelos den leader agree upon.
3. Explain how to safely handle the tools that will be used for this activity badge.

AND DO ONE OF THESE:

4. Make four useful things of leather. Design these yourself. Include cutting, tooling, and lacing.
5. Make four useful things of plastic. Include cutting, gluing, and finishing.
6. Make a display stand, frame, or box for a photo, model, or an award you or someone else has received. Use wood or other suitable material.
7. Make four items of clay to be fired (baked), decorated, and glazed.
8. Make four useful items of some other material that you and your Webelos den leader agree upon, such as metal, glass, paper, rubber, or rope. These should be challenging items and must involve several operations.



Engineer Activity Pin.....
Date Awarded: _____
 Technology Group (one required for AOL)

DO FIVE OF THESE:

1. List 10 different things engineers do.
2. Visit a construction job. Look at a set of plans. Tell your Webelos den leader about them. (Get permission before you visit.)
3. Measure the length of a property line. Explain how property lines are determined.
4. Make a drawing of how electricity gets to your house.
5. Make drawings of three kinds of bridges. Explain them.
6. Make and show how a block and tackle works.
7. Build and show how a catapult works.
8. Draw a floor plan of your house. Include doors, windows, and stairways.

**Handyman.....****Date Awarded:** _____

Technology Group (one required for AOL)

DO SIX OF THESE:

1. With proper adult supervision, wash a car.
2. Help an adult change a tire on a car.
3. Replace a bulb in the taillight, turn signal, parking light, or headlight on a car.
4. Show how to check the oil level and tire pressure on a car.
5. Make a repair to a bicycle, such as tightening the chain, fixing a flat tire, or adjusting the saddle or handlebars.
6. Properly lubricate the chain and crank on a bicycle.
7. Properly inflate the tires on a bicycle.
8. Replace a light bulb in a fixture or lamp.
9. Arrange a storage area for household cleaners and materials that will be safe from small children.
10. Build a sawhorse or stool to be used around your home.
11. Mow a lawn and properly rake and dispose of the grass clippings. ...
12. Arrange a storage area for hand tools or lawn and garden tools.
13. Clean and properly store hand tools or lawn and garden tools in their storage area.
14. Mark hand tools or lawn and garden tools for identification.

**Scientist.....****Date Awarded:** _____

Technology Group (one required for AOL)

DO THESE:

1. Read Bernoulli's Principle. Show how it works.
2. Read Pascal's Law. Show how it works.
3. Show in three different ways how inertia works.

AND DO SIX OF THESE:

4. Show the effects of atmospheric pressure.
5. Show the effects of air pressure.
6. Show the effects of water and air pressure.
7. Explain what causes fog. Show how this works.
8. Explain how crystals are formed. Make some.
9. Define balance. Show three different balancing tricks.
10. Show in three different ways how your eyes work together.
11. Show what is meant by an optical illusion.
12. Get a booklet on how to care for the eyes. Read it.

**Forester.....****Date Awarded:** _____

Outdoor Group (one required for AOL)

DO FIVE OF THESE

1. Identify six forest trees. Tell what useful things come from them.
2. Identify six forest plants that are useful to wildlife. Tell which animals use them and for what.
3. Make a poster showing the life history of a forest tree.
4. Make a chart showing how water and minerals in the soil help a tree grow.
5. Collect pieces of three kinds of wood used for building houses.
6. Plant 20 forest seedlings. Care for them for a month.
7. Describe the harm caused by wildfires. Tell how you may help prevent wildfire.
8. Make a map of the United States. Show the kinds of forests growing in different parts of the U.S.A. Tell what important things made of wood come from each part.

**Geologist.....****Date Awarded:** _____

Outdoor Group (one required for AOL)

DO FIVE OF THESE:

1. Rocks and minerals are used in metals, glass, jewelry, road-building products, and fertilizer. Give examples.
2. Collect five geologic specimens that have important uses.
3. Make a scale of mineral hardness using things found at home. Show how to use the scale by finding the relative hardness of three samples.
4. List some of the geologic materials used in building your home.
5. Make a drawing that shows the cause of a volcano, a geyser, or an earthquake.
6. Explain one way in which mountains are formed.

**Naturalist.....****Date Awarded:** _____

Outdoor Group (one required for AOL)

DO FOUR OF THESE:

1. Keep an "insect zoo" that you have collected. You might have crickets, ants, or grasshoppers.
2. Set up an aquarium or terrarium. Put plants and animals that you have collected in it. Keep it for at least a month.
3. Visit a museum of natural history, nature center, or zoo with your family, den, or pack. Tell what you saw.
4. Watch for birds in your yard, neighborhood, or town for 1 week. Identify the birds you see and write down where and when you saw them.
5. Learn about the bird flyways closest to your home. Find out what birds use these flyways.
6. Learn to identify poisonous plants and reptiles found in your area. ...
7. Watch six wild animals (snakes, turtles, fish, birds, or mammals) in the wild. Describe the kind of place (forest, field, marsh, yard, or park) where you saw them. Tell what they were doing.

**Outdoorsman.....****Date Awarded:** _____

Outdoor Group (one required for AOL)

DO FIVE OF THESE:

1. Show your ability to tie the following knots: Square knot, Bowline, Clove hitch, Two half hitches, Tautline hitch
2. Use two half hitches and a tautline hitch to pitch a tent.
3. With your adult partner, take part in a Webelos overnighter or camp overnight with a Boy Scout troop.
4. Help with a campout of 2 nights away from home with your family. Or go on two campouts of 1 night each with your family.
5. With your family or Webelos den, plan and take part in an evening outdoor activity that includes a campfire.
6. Help cook your own lunch or supper outdoors with your parents or another grownup. Clean up afterward.
7. Know and practice the rules of outdoor fire safety.
8. Visit your Boy Scout camp with your den.

CUB SCOUT WORLD CONSERVATION AWARD**Date Awarded:** _____

As a Webelos Scout, you can earn the Cub Scout World Conservation Award. This is a special international award. To earn it, you must do the following:

1. Earn the Forester activity badge.....
2. Earn the Naturalist activity badge.
3. Earn the Outdoorsman activity badge.
4. Participate in a den or pack conservation project.....

If you have met the above requirements, your Webelos leader can sign and date the "SCOREBOARD" for this award which states that you are Qualified to receive it.